



April 2021
MONTHLY REPORT

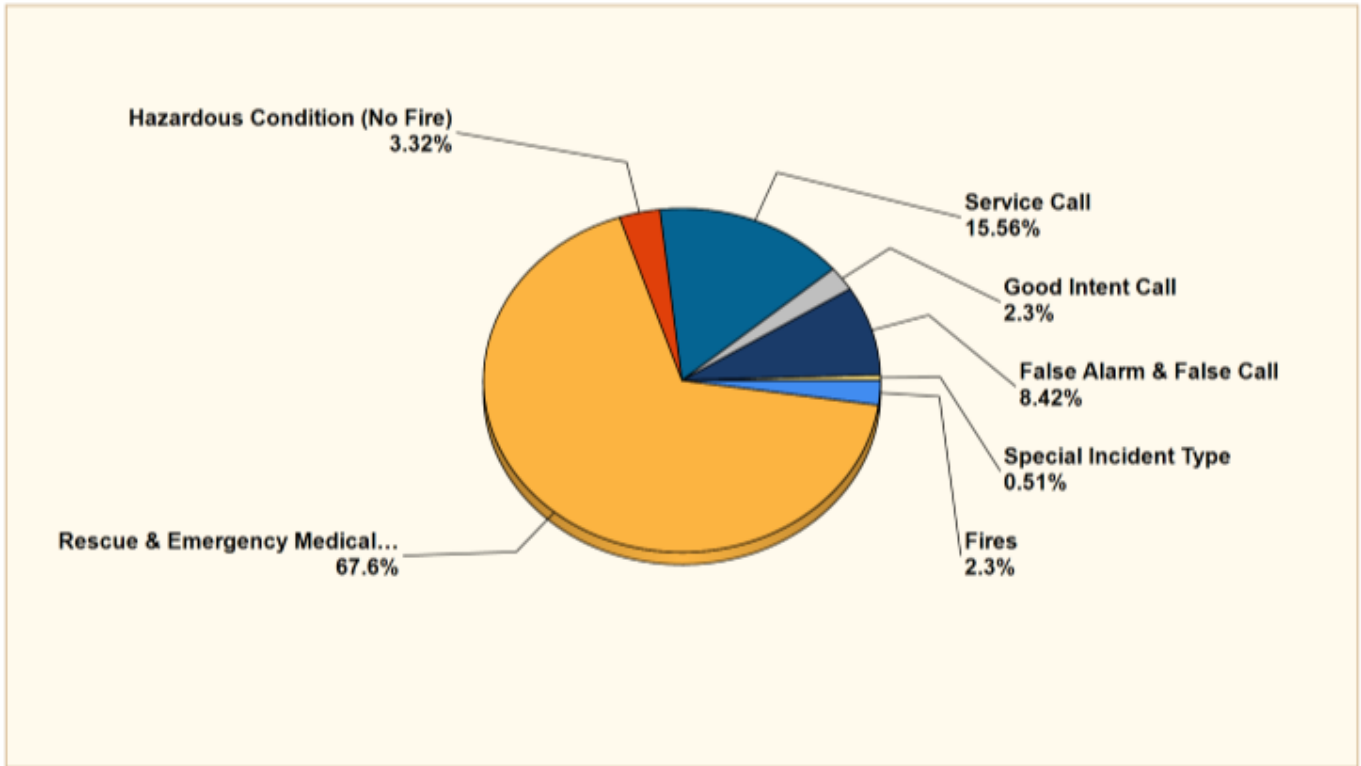
Brian McHone
Fire Chief

CALL VOLUMES

Total Incidents: 394

Breakdown by Major Incident Types for Date Range

Zone(s): All Zones | Start Date: 04/01/2021 | End Date: 04/30/2021



INCIDENT TYPE	CITY	DISTRICT	OUT OF AREA	TOTAL	% OF TOTAL
FIRES	6	3	0	9	2.28%
STRUCTURES		1	0	0	1
GRASS		3	2	0	5
VEHICLE		1	1	0	2
CONFINED		1	0	0	1
OTHER		0	0	0	0
MUTUAL AID		0	0	0	0
OVERPRESSURE	0	0	0	0	0.00%
RESCUE & EMERGENCY MEDICAL SERVICE	186	80	0	266	67.51%
HAZARDOUS CONDITION (NO FIRE)	9	4	0	13	3.30%
SERVICE CALL	39	21	1	61	15.48%
GOOD INTENT CALL	6	2	1	9	2.28%
FALSE ALARM & FALSE CALL	23	11	0	34	8.63%
SPECIAL INCIDENT TYPE	2	0	0	2	0.51%
SEVERE WEATHER & NATURAL DISASTER	0	0	0	0	0.00%
TOTAL	271	121	2	394	100.00%

Fires - 9

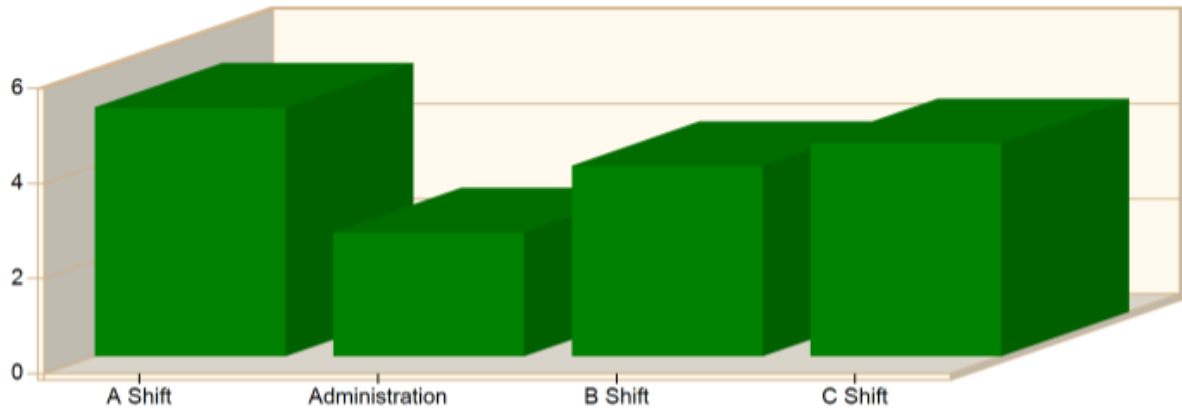
Structure - 1 901 N Main St. #87 Loss: \$1,100.00 Saved: \$3,799,400.00

- Grass Fires - 5
- Vehicle Fires - 2
- Confined - 1
- Other - 0
- Mutual Aid - 0

AVERAGE RESPONSE TIMES

Incident Average Response Time per Shift for Date Range

Start Date: 04/01/2021 | End Date: 04/30/2021



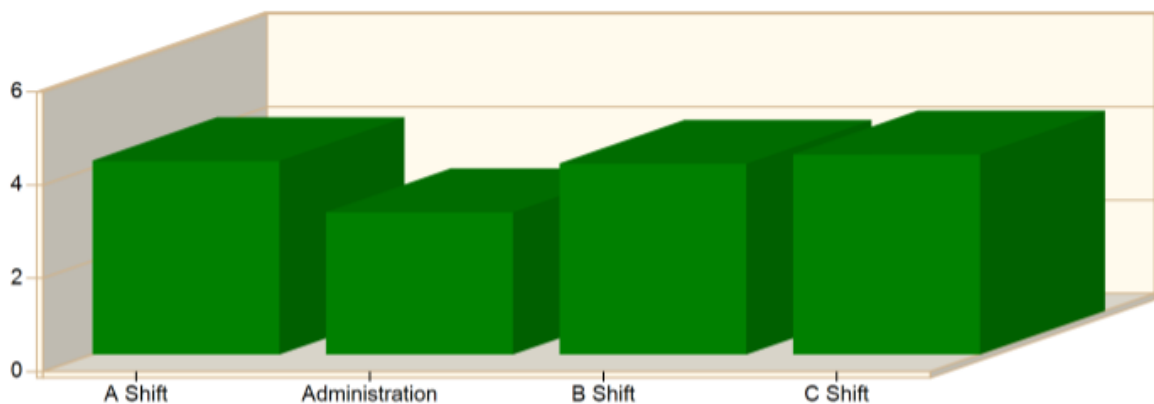
SHIFT	AVERAGE RESPONSE TIME (min) (Dispatch to Arrived)	CALLS
A Shift	5.23	126
Administration	2.60	5
B Shift	4.00	131
C Shift	4.48	129
Total Number of Calls:		391

YEAR TO DATE

AVERAGE RESPONSE TIMES

Incident Average Response Time per Shift for Date Range

Start Date: 01/01/2021 | End Date: 04/30/2021

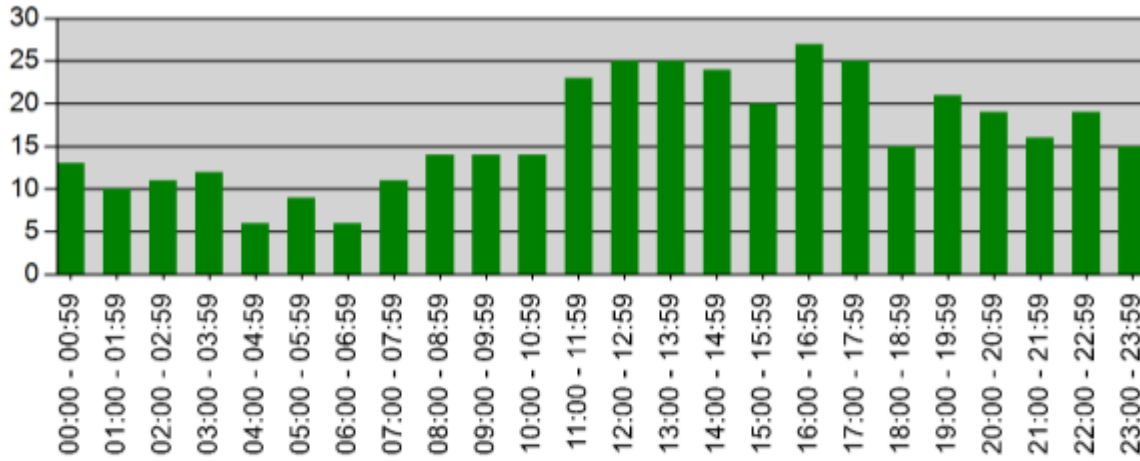


SHIFT	AVERAGE RESPONSE TIME (min) (Dispatch to Arrived)	CALLS
A Shift	4.15	531
Administration	3.05	21
B Shift	4.09	511
C Shift	4.29	535
Total Number of Calls:		1598

TIME OF DAY APRIL

Incidents by Hour for Apparatus for Date Range

Apparatus: All Apparatus | Start Date: 04/01/2021 | End Date: 04/30/2021

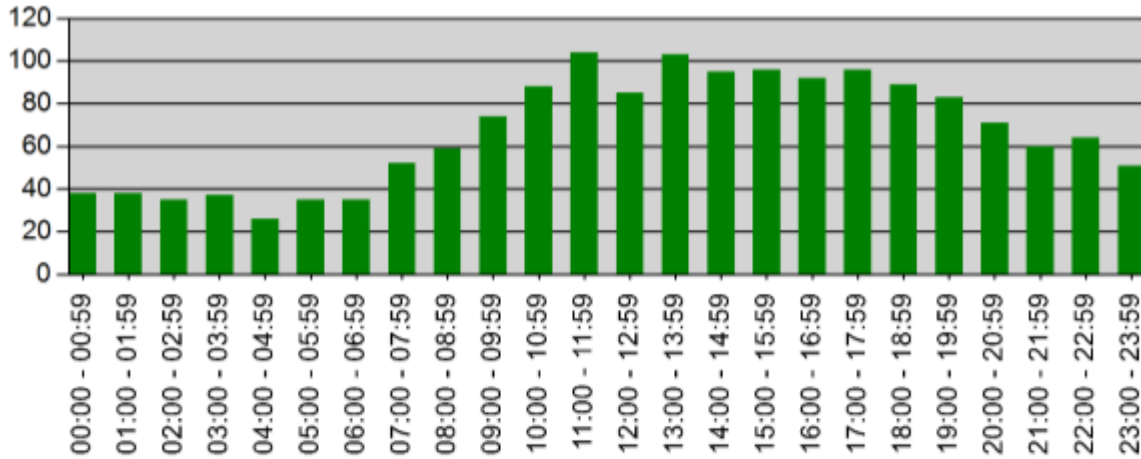


TIME	# INCIDENTS
00:00 - 00:59	13
01:00 - 01:59	10
02:00 - 02:59	11
03:00 - 03:59	12
04:00 - 04:59	6
05:00 - 05:59	9
06:00 - 06:59	6
07:00 - 07:59	11
08:00 - 08:59	14
09:00 - 09:59	14
10:00 - 10:59	14
11:00 - 11:59	23
12:00 - 12:59	25
13:00 - 13:59	25
14:00 - 14:59	24
15:00 - 15:59	20
16:00 - 16:59	27
17:00 - 17:59	25
18:00 - 18:59	15
19:00 - 19:59	21
20:00 - 20:59	19
21:00 - 21:59	16
22:00 - 22:59	19
23:00 - 23:59	15

TIME OF DAY YEAR TO DATE

Incidents by Hour for Apparatus for Date Range

Apparatus: All Apparatus | Start Date: 01/01/2021 | End Date: 04/30/2021



TIME	# INCIDENTS
00:00 - 00:59	38
01:00 - 01:59	38
02:00 - 02:59	35
03:00 - 03:59	37
04:00 - 04:59	26
05:00 - 05:59	35
06:00 - 06:59	35
07:00 - 07:59	52
08:00 - 08:59	59
09:00 - 09:59	74
10:00 - 10:59	88
11:00 - 11:59	104
12:00 - 12:59	85
13:00 - 13:59	103
14:00 - 14:59	95
15:00 - 15:59	96
16:00 - 16:59	92
17:00 - 17:59	96
18:00 - 18:59	89
19:00 - 19:59	83
20:00 - 20:59	71
21:00 - 21:59	60
22:00 - 22:59	64
23:00 - 23:59	51

FIRE PREVENTION

During the month of April, the fire department participated in 9 events that included 5 Miracle League nights, 1 Car Seat Installation, 1 smoke alarm inspections, and 2 Cultural Center event.

TRAINING HOURS

Total MFD Training Hours for April: Total training hours for MFD= 1,101.50