



SEPTEMBER 2020  
MONTHLY REPORT

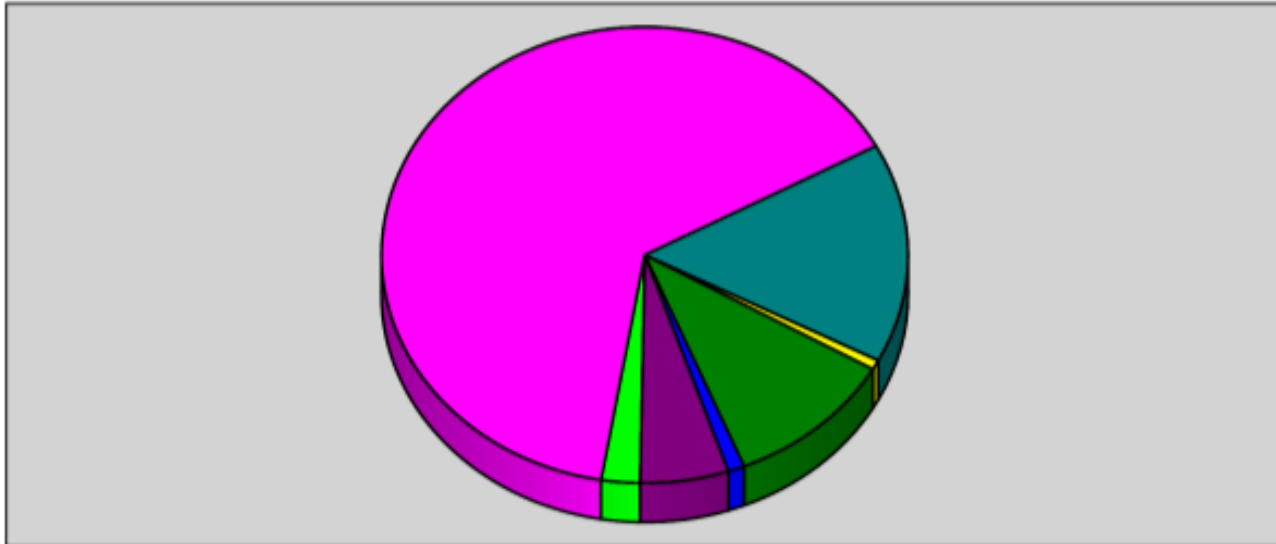
Brian McHone  
Fire Chief

# CALL VOLUMES

## Total Incidents: 295

### Major Incident Types by Month for Date Range

Start Date: 09/01/2020 | End Date: 09/30/2020



INCIDENT TYPE	CITY	DISTRICT	OUT OF AREA	TOTAL	% OF TOTAL
<b>FIRES</b>	2	1	0	3	1.02%
STRUCTURES		0	0	0	
GRASS		1	1	2	
VEHICLE		0	0	0	
CONFINED		1	0	1	
OTHER		0	0	0	
MUTUAL AID		0	0	0	
OVERPRESSURE	0	0	0	0	
RESCUE & EMERGENCY MEDICAL SERVICE	123	64	3	190	64.41%
HAZARDOUS CONDITION (NO FIRE)	5	2	0	7	2.37%
SERVICE CALL	32	13	1	46	15.59%
GOOD INTENT CALL	13	3	0	16	5.42%
FALSE ALARM & FALSE CALL	16	15	0	31	10.51%
SPECIAL INCIDENT TYPE	0	0	0	0	
SEVERE WEATHER & NATURAL DISASTER	0	0	0	0	
Other	2	0	0	2	0.68%
<b>TOTAL</b>				<b>295</b>	<b>100.00%</b>

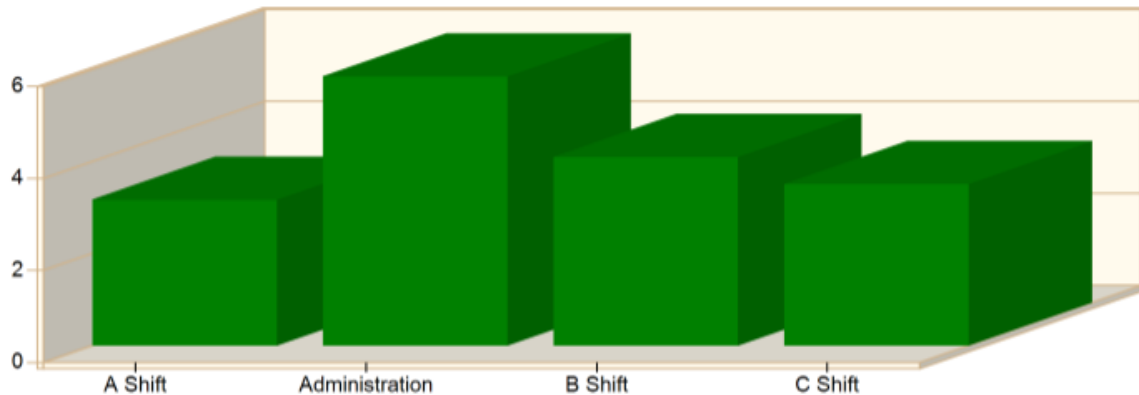
**Fires - 3**

- Grass Fires - 2
- Vehicle Fires - 0
- Confined - 1
- Other - 0
- Mutual Aid - 0

## AVERAGE RESPONSE TIMES

Incident Average Response Time per Shift for Date Range

Start Date: 09/01/2020 | End Date: 09/30/2020

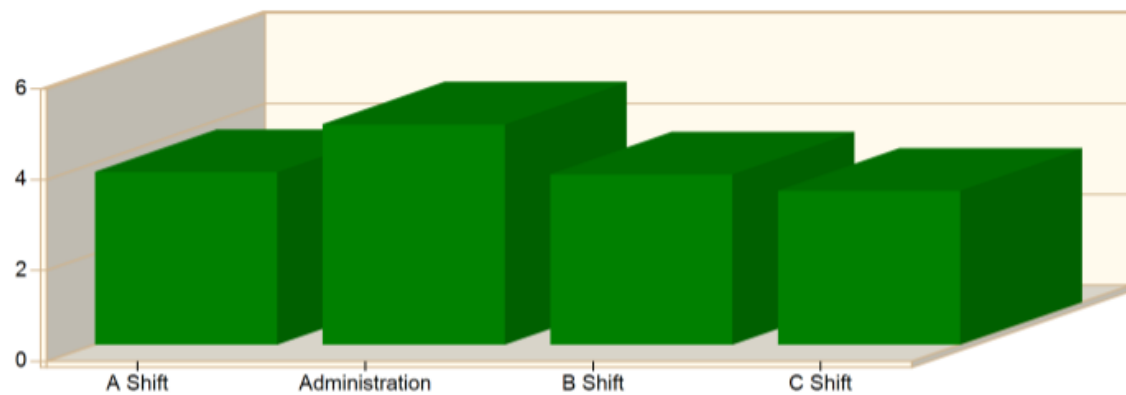


SHIFT	AVERAGE RESPONSE TIME (min) (Dispatch to Arrived)	CALLS
A Shift	3.17	87
Administration	5.85	8
B Shift	4.10	106
C Shift	3.51	92
<b>Total Number of Calls:</b>		<b>293</b>

## YEAR TO DATE AVERAGE RESPONSE TIMES

Incident Average Response Time per Shift for Date Range

Start Date: 01/01/2020 | End Date: 12/31/2020

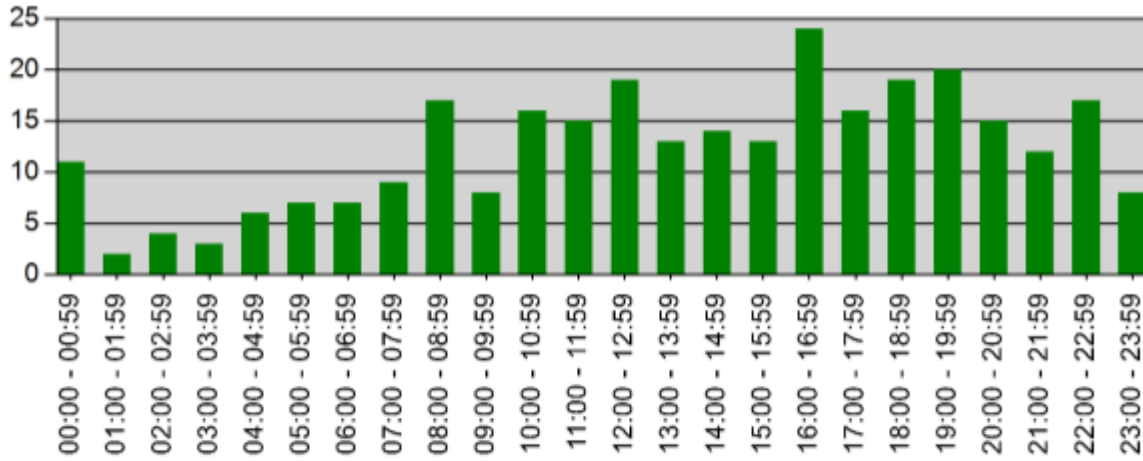


SHIFT	AVERAGE RESPONSE TIME (min) (Dispatch to Arrived)	CALLS
A Shift	3.80	888
Administration	4.85	15
B Shift	3.75	917
C Shift	3.39	872
<b>Total Number of Calls:</b>		<b>2692</b>

# TIME OF DAY SEPTEMBER

## Incidents by Hour for Apparatus for Date Range

Apparatus: All Apparatus | Start Date: 09/01/2020 | End Date: 09/30/2020

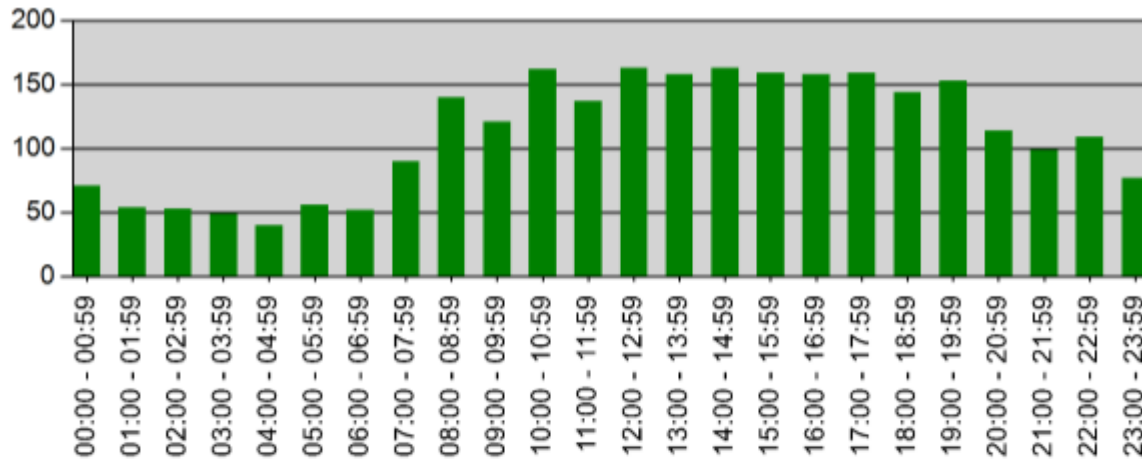


TIME	# INCIDENTS
00:00 - 00:59	11
01:00 - 01:59	2
02:00 - 02:59	4
03:00 - 03:59	3
04:00 - 04:59	6
05:00 - 05:59	7
06:00 - 06:59	7
07:00 - 07:59	9
08:00 - 08:59	17
09:00 - 09:59	8
10:00 - 10:59	16
11:00 - 11:59	15
12:00 - 12:59	19
13:00 - 13:59	13
14:00 - 14:59	14
15:00 - 15:59	13
16:00 - 16:59	24
17:00 - 17:59	16
18:00 - 18:59	19
19:00 - 19:59	20
20:00 - 20:59	15
21:00 - 21:59	12
22:00 - 22:59	17
23:00 - 23:59	8

# TIME OF DAY YEAR TO DATE

## Incidents by Hour for Apparatus for Date Range

Apparatus: All Apparatus | Start Date: 01/01/2020 | End Date: 09/30/2020



TIME	# INCIDENTS
00:00 - 00:59	71
01:00 - 01:59	54
02:00 - 02:59	53
03:00 - 03:59	49
04:00 - 04:59	40
05:00 - 05:59	56
06:00 - 06:59	52
07:00 - 07:59	90
08:00 - 08:59	140
09:00 - 09:59	121
10:00 - 10:59	162
11:00 - 11:59	137
12:00 - 12:59	163
13:00 - 13:59	158
14:00 - 14:59	163
15:00 - 15:59	159
16:00 - 16:59	158
17:00 - 17:59	159
18:00 - 18:59	144
19:00 - 19:59	153
20:00 - 20:59	114
21:00 - 21:59	99
22:00 - 22:59	109
23:00 - 23:59	77



## FIRE PREVENTION

During the month of September, the fire department participated in 33 events that included 1 Birthday Drive By, 3 car seat installations and 12 Smoke Detector installations, 1 Hearing impaired smoke detector installation, 5 Miracle League games, 4 Little League games, 4 Puppet shows, 2 BBQ Festival events and 1 Appreciation event.



## **TRAINING HOURS**

**Total MFD Training Hours for September: 1325 HRS.**